

Tally Chart Examples

| Vehicles on the road | Number of vehicles |
|----------------------|--------------------|
| Car | |
| Bike | |
| Lorry | |
| Bus | |
| Motorbike | |

| Title: How Do We Get to School? | | |
|---------------------------------|---------|-------|
| Categories | Tallies | Total |
| Walk | | 7 |
| Bike | | 3 |
| Car | | 4 |
| Bus | | 12 |

Our Favourite Sports

| Sport | Tally | Number of Students |
|------------|-------|--------------------|
| Hockey | | 6 |
| Soccer | | 5 |
| Basketball | | 4 |
| Gymnastics | | 2 |

Tally chart and Bar Chart

Tally chart to show children's favourite ice cream

| Flavour of ice cream | Number of children | Total |
|----------------------|--------------------|-------|
| lemon | | |
| chocolate | | |
| vanilla | | |
| mint | | |
| strawberry | | |
| coffee | | |

A bar chart to show children's favourite ice cream



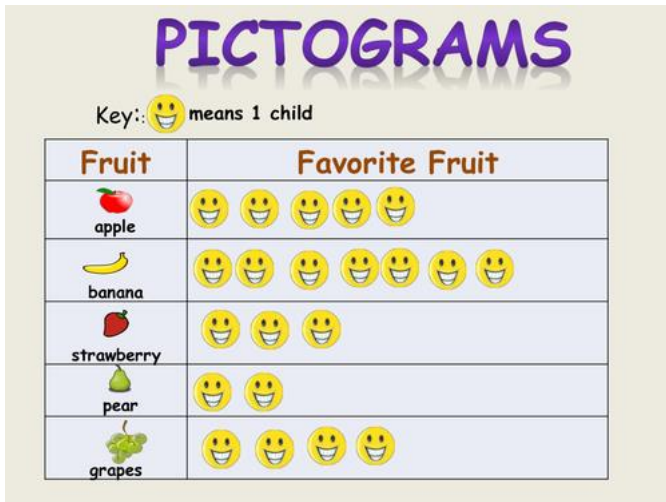
Which boat did I see the most of?
Which did I see the least of?
How many boats did I see all together?




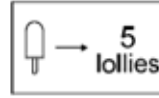
Number of boats in the harbour



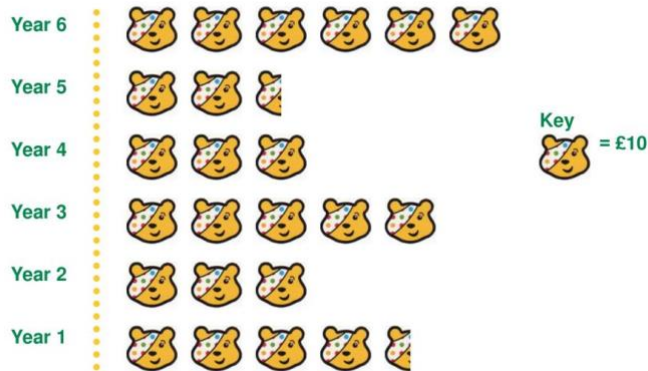
Pictograms



A shop sold 10 ice lollies on Wednesday.



Pudsey Pictogram to show the money raised for BBC Children in Need



Please watch the following video to help:

<https://www.youtube.com/watch?v=5sZvuljCkjq>